






























CATALOGUE

DRIVERS, PCB, COB



















 8340892683

www.gloled.co

| S:NO | DRIVER NAME | SPECIFICATIONS | DRIVER IMAGE | DRIVER DIMENSIONS | PCB IMAGE | PCB DIMENSIONS | COB IMAGE | COB DIMENSIONS |
|------|----------------|---|---|--|---|--|---|--|
| 1 | SLIM ECO 3-5W | POWER 3-5W PF 0.55 OUTPUT VOLTAGE 9-16V OUTPUT CURRENT 300mA SURGE PROTECTION 2.5KV UPPER CUTOFF NO LOWER CUT OFF NO |  | LENGTH :39.57mmWIDTH :25.66mmHEIGHT :23.52mm |  | |  | LENGTH :13.63MMWIDTH :13.63MMHEIGHT :1.5MMCOB DIA :6.73MM |
| 2 | SLIM ECO 6-7W | POWER 6-7W PF 0.99 OUTPUT VOLTAGE 18-21V OUTPUT CURRENT 300mA SURGE PROTECTION 2.5KV UPPER CUTOFF NO LOWER CUT OFF NO |  | LENGTH :55.17mmWIDTH :20.84mmHEIGHT :30.37mm |  | |  | LENGTH :13.63MMWIDTH :13.63MMHEIGHT :1.5MMCOB DIA :6.73MM |
| 3 | SLIM ECO 8-15W | POWER 8-15W PF 0.99 OUTPUT VOLTAGE 24-45V OUTPUT CURRENT 300mA SURGE PROTECTION 2.5KV UPPER CUTOFF NO LOWER CUT OFF NO |  | LENGTH :55.17mmWIDTH :20.84mmHEIGHT :30.37mm |  | |  | LENGTH :13.63MMWIDTH :13.63MMHEIGHT :1.5MMCOB DIA :10.27MM |
| 4 | STD 18-22W | POWER 18-22W PF 0.99 OUTPUT VOLTAGE 54-72V OUTPUT CURRENT 300mA SURGE PROTECTION 2.5KV UPPER CUTOFF NO LOWER CUT OFF NO |  | LENGTH :80.26mmWIDTH :23.17mmHEIGHT :30.84mm |  | 6INCH |  | LENGTH :19.08MMWIDTH :19.08MMHEIGHT :1.5MMCOB DIA :16.35MM |
| 5 | 3IN1 12-15W | POWER 12-15W PF 0.99 OUTPUT VOLTAGE 36-45V OUTPUT CURRENT 300mA SURGE PROTECTION 2.5KV UPPER CUTOFF NO LOWER CUT OFF NO |  | LENGTH :80.26mmWIDTH :23.17mmHEIGHT :30.84mm |  | LENGTH :438MMWIDTH :6MM |  | LENGTH :13.63MMWIDTH :13.63MMHEIGHT :1.5MMCOB DIA :10.27MM |
| 6 | 3IN1 18W | POWER 18W PF 0.99 OUTPUT VOLTAGE 54V OUTPUT CURRENT 300mA SURGE PROTECTION 2.5KV UPPER CUTOFF NO LOWER CUT OFF NO |  | LENGTH :80.26mmWIDTH :23.17mmHEIGHT :30.84mm |  | LENGTH :WIDTH : |  | LENGTH :13.63MMWIDTH :13.63MMHEIGHT :1.5MMCOB DIA :10.27MM |
| 7 | TECO 18-20W | POWER 18W PF 0.99 OUTPUT VOLTAGE 72V OUTPUT CURRENT 240mA SURGE PROTECTION 2.5KV UPPER CUTOFF NO LOWER CUT OFF NO |  | |  | LENGTH :1170mmWIDTH :6mmHEIGHT :0.67mm |  | LENGTH :1170mmWIDTH :9mmHEIGHT :0.67mm |
| 8 | FSD ECO 30W | POWER 24-30W PF 0.99 OUTPUT VOLTAGE 30-36V OUTPUT CURRENT 750mA SURGE PROTECTION 4.5KV UPPER CUTOFF NO LOWER CUT OFF 110V |  | LENGTH :84mmWIDTH :41.55mmHEIGHT :30MM |  | LENGTH :61.30MMWIDTH :99MMHEIGHT :1MM |  | LENGTH :19.08MMWIDTH :19.08MMHEIGHT :1.5MMCOB DIA :16.35MM |
| 9 | FSD 30W PRIME | POWER 24-30W PF 0.99 OUTPUT VOLTAGE 36V OUTPUT CURRENT 750mA SURGE PROTECTION 4.5KV UPPER CUTOFF NO LOWER CUT OFF 110V |  | LENGTH :91.68mmWIDTH :36.80mmHEIGHT :28.67MM |  | LENGTH :90mmWIDTH :133mmHEIGHT :1MM |  | LENGTH :19.08MMWIDTH :19.08MMHEIGHT :1.5MMCOB DIA :16.35MM |

| DRIVER NAME | SPECIFICATIONS | DRIVER IMAGE | DRIVER DIMENSIONS | PCB IMAGE | PCB DIMENSIONS | COB IMAGE | COB DIMENSIONS |
|---|---|---|--|---|--|---|--|
| 10 FSD 36W2/2 SLIM PANEL2/2 BACK PANEL | POWER 36-45W PF 0.99 OUTPUT VOLTAGE 36V OUTPUT CURRENT 1200mA SURGE PROTECTION 4.5KV UPPER CUTOFF LOWER CUT OFF 110V |  | LENGTH :84mmWIDTH :41.55mmHEIGHT :30MM |  | LENGTH :WIDTH :HEIGHT : |  | |
| 11 FSD ECO 36V 50W | POWER 36-50W PF 0.99 OUTPUT VOLTAGE 36V OUTPUT CURRENT 1500mA SURGE PROTECTION 4.5KV UPPER CUTOFF NO LOWER CUT OFF 110V |  | LENGTH :82.26mmWIDTH :29.72mmHEIGHT :24.7mm |  | LENGTH :85MMWIDTH :133MMHEIGHT :1MM |  | LENGTH :28.20MMWIDTH :28.20MMHEIGHT :1.5MMCOB DIA :23.73MM |
| 12 FSD ECO 54V 50W | POWER 36-50W PF 0.99 OUTPUT VOLTAGE 45-54V OUTPUT CURRENT 880mA SURGE PROTECTION 4.5KV UPPER CUTOFF NO LOWER CUT OFF 110V |  | LENGTH :82.26mmWIDTH :29.72mmHEIGHT :24.7mm |  | LENGTH :110MMWIDTH :185MMHEIGHT :1MM | | |
| 13 FSD 36V 50W V2 | POWER 36-50W PF 0.99 OUTPUT VOLTAGE 36V OUTPUT CURRENT 1300mA SURGE PROTECTION 6KV UPPER CUTOFF 310V LOWER CUT OFF 110V |  | LENGTH :WIDTH :HEIGHT : |  | LENGTH :85MMWIDTH :133MMHEIGHT :1MM |  | LENGTH :28.20MMWIDTH :28.20MMHEIGHT :1.5MMCOB DIA :23.73MM |
| 14 FSD 54V 50W V2 | POWER 36-50W PF 0.99 OUTPUT VOLTAGE 45-54V OUTPUT CURRENT 900mA SURGE PROTECTION 6KV UPPER CUTOFF 310V LOWER CUT OFF 110V |  | LENGTH :WIDTH :HEIGHT : |  | LENGTH :110MMWIDTH :185MMHEIGHT :1MM | | |
| 15 FSD 72V 50W V2 | POWER 36-50W PF 0.99 OUTPUT VOLTAGE 60-72V OUTPUT CURRENT 880mA SURGE PROTECTION 6KV UPPER CUTOFF 310V LOWER CUT OFF 110V |  | LENGTH :WIDTH :HEIGHT : |  | LENGTH :1170mmWIDTH :6mmHEIGHT :0.67mm |  | LENGTH :1170mmWIDTH :9mmHEIGHT :0.67mm |
| 16 FSD 54V 100W | POWER 100W PF 0.99 OUTPUT VOLTAGE 54V OUTPUT CURRENT 1700mA SURGE PROTECTION 6KV UPPER CUTOFF 310V LOWER CUT OFF 110V |  | LENGTH :141.4MMWIDTH :53.22MMHEIGHT :33.91MM |  | LENGTH :151MMWIDTH :215MMHEIGHT :1MM | | |
| 17 FSD 72V 100W | POWER 100W PF 0.99 OUTPUT VOLTAGE 72V OUTPUT CURRENT 1200mA SURGE PROTECTION 6KV UPPER CUTOFF 310V LOWER CUT OFF 110V |  | LENGTH :141.4MMWIDTH :53.22MMHEIGHT :33.91MM |  | LENGTH :1170mmWIDTH :6mmHEIGHT :0.67mm |  | LENGTH :1170mmWIDTH :9mmHEIGHT :0.67mm |

| DRIVER NAME | SPECIFICATIONS | DRIVER IMAGE | DRIVER DIMENSIONS | PCB IMAGE | PCB DIMENSIONS | COB IMAGE | PCB DIMENSIONS |
|-------------|---|---|--|---|----------------|-----------|----------------|
| 18 PD30 | POWER 36W PF 0.5 OUTPUT VOLTAGE 12V OUTPUT CURRENT 2AMP SURGE PROTECTION 6KV UPPER CUTOFF NO LOWER CUT OFF 110V |  | LENGTH :126MMWIDTH :63MMHEIGHT :43MM |  | | | |
| 19 PD60 | POWER 60W PF 0.5 OUTPUT VOLTAGE 12V OUTPUT CURRENT 5AMP SURGE PROTECTION 6KV UPPER CUTOFF NO LOWER CUT OFF 110V |  | LENGTH :135MMWIDTH :45MMHEIGHT :36MM |  | | | |
| 20 PD100 | POWER 100W PF 0.5 OUTPUT VOLTAGE 12V OUTPUT CURRENT 8.5AMP SURGE PROTECTION 6KV UPPER CUTOFF NO LOWER CUT OFF 110V |  | LENGTH :WIDTH :HEIGHT : |  | | | |
| 21 PD120 | POWER 120W PF 0.5 OUTPUT VOLTAGE 12V OUTPUT CURRENT 10AMP SURGE PROTECTION 6KV UPPER CUTOFF NO LOWER CUT OFF 110V |  | LENGTH :144.7MMWIDTH :53.18MMHEIGHT :21.50MM |  | | | |
| 22 PD150 | POWER 150W PF 0.5 OUTPUT VOLTAGE 12V OUTPUT CURRENT 12.5AMP SURGE PROTECTION 6KV UPPER CUTOFF NO LOWER CUT OFF 110V |  | LENGTH :236MMWIDTH :53.07MMHEIGHT :21.82MM |  | | | |
| 23 PD200 | POWER 200W PF 0.5 OUTPUT VOLTAGE 12V OUTPUT CURRENT 16.6AMP SURGE PROTECTION 6KV UPPER CUTOFF NO LOWER CUT OFF 110V |  | LENGTH :270MMWIDTH :53.07MMHEIGHT :22MM |  | | | |
| 24 PD250 | POWER 250W PF 0.5 OUTPUT VOLTAGE 12V OUTPUT CURRENT 20AMP SURGE PROTECTION 6KV UPPER CUTOFF NO LOWER CUT OFF 110V |  | LENGTH :WIDTH :HEIGHT : |  | | | |
| 25 PD300 | POWER 300W PF 0.5 OUTPUT VOLTAGE 12V OUTPUT CURRENT 25AMP SURGE PROTECTION 6KV UPPER CUTOFF NO LOWER CUT OFF 110V |  | LENGTH :WIDTH :HEIGHT : |  | | | |